











PRO Plate Loaded Series

No.	Model No.	Name	Disassembled Volume(cbm)	G.W. (kg)	Picture
1	PRO-001	Chest Press	1.7	195	
2	PRO-002	Incline Chest Press	1.09	190	
3	PRO-003	Shoulder Press	1.03	180	
4	PRO-004	Low Row	1.74	180	
5	PRO-005	Wide Chest Press	1.58	200	
6	PRO-006	Row	1.46	170	
7	PRO-007	Pull Down	0.98	170	
8	PRO-008	Rear Kick	1.61	165	
9	PRO-009	Leg Press	2.21	245	

10	PRO-010	Calf	1.18	180	
----	---------	------	------	-----	--

Remarks:

Available Cushion Colour							Available Powder Coating Colour		
Black	Red	Light Brown	Brown	Dark Orange	Orange	Blue	Silver Grey	Black	Dark Grey